



DNH

HEAD OFFICE, NORWAY
DNH AS

Phone..... + 47 35 98 56 00
Fax..... + 47 35 98 56 10
E-mail..... dnh@dnh.no
Web-site..... www.dnh.no

ENGLAND

DNH WW Ltd

Phone..... + 44 1908 275 000
Fax..... + 44 1908 275 100
E-mail..... dnh@dnh.co.uk

GERMANY

DNH GmbH

Phone... + 49 040 6569 30-0
Fax..... + 49 040 6569 30-30
E-mail..... dnh@dnh.de

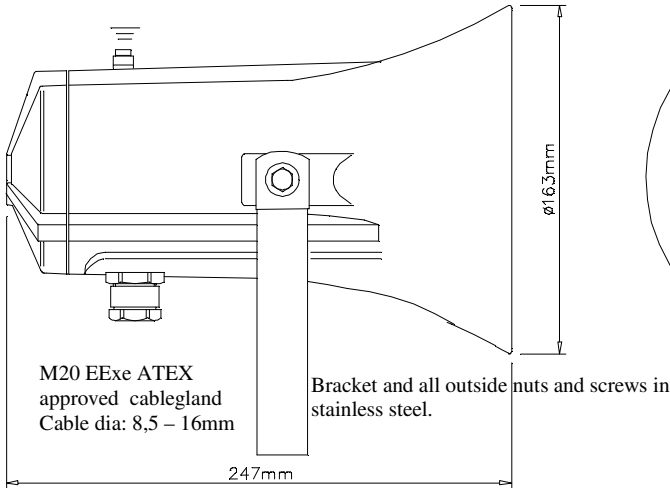
USA

DNH Speakers Inc

Phone..... + 1 484 494 5790
Fax..... + 1 484 494 5793
E-mail..... dnh@dnhspeakers.com

ISO 9001 CERTIFIED

HS-15EExmN(T)



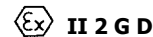
Transformer:
100 V line (optional 70V, 50V)

From speaker:
White to black
Primary nominal tapings:
1 : 2 15,0 W
1 : 3 10,0 W
1 : 4 7,5 W

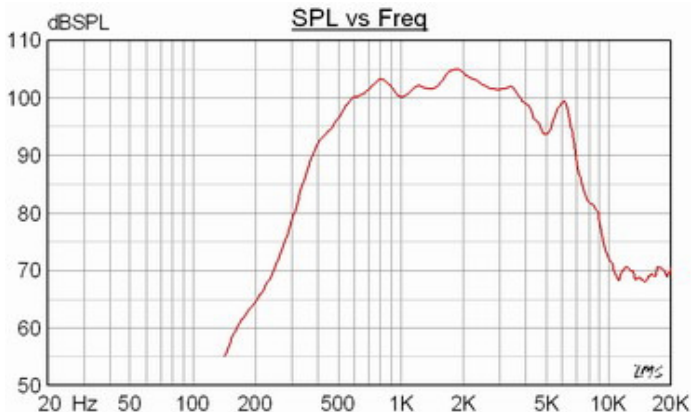
From speaker:
White to white
Primary nominal tapings:
1 : 2 4,0 W
1 : 3 2,6 W
1 : 4 2,0 W

1 = Red, 2 = Yellow
3 = Green, 4 = Blue

Certified by / Certification code / Number: NEMKO / EEx de IIB+H₂ T5 / 98 ATEX 201
Certified by / Certification code / Number: NEMKO / EEx de IIC T5 / 98 ATEX 201



1W/1m sine wave smooth 1/3 octave IIB+H₂ version



IIB IIC

Material / Color Aluminum alloy / RAL7035
Mounting Bracket
Termination e-chamber, screw terminals
Weight w/ transformer 2,8 kg
IP-rating (UL equivalent) 67
Max / min amb temp 60°C / -50°C
Rated / max power 15 W / 15 W
SPL 1W/1m 105 dB 101 dB
SPL rated power 116 dB 113 dB
Effective freq. range 410 - 7000 Hz 420-7000
Dispersion (-6dB) 1kHz / 4kHz 140° / 40° 105° / 35°
Options Impedances, colors, labels

Installation, Operation and Maintenance Procedures

- When mounting the loudspeaker please ensure that it is re-assembled in the same manner in which it was received. Fasten the bracket with 1-3 screws and ensure to use all washers in the intended position. (To isolate the main body from the bracket)
- To change the position of the loudspeaker, please adjust the bracket (by loosening / tightening the screws) as required.
- For optimum performance, always use the correct voltage / power and operate within the frequency limits as stated.
- Use only certified/specified cable glands and blanking plugs.
- Do not open loudspeaker when energized.
- The aluminum surface of the loudspeaker should be regularly treated with paint at the same interval as with other similar outdoor equipment.
- Fasten lid with a torque of 2 - 3 Nm to assure the IP rating.
- If the Ex-loudspeaker is to be earthed, it must be done correctly using the specially marked screws.
- This loudspeaker is supplied with a 2 year warranty against defective materials and workmanship.
- (HS-15 EExmN(T) 60°C must be used with certified cable gland for temperatures up to 90°C)

