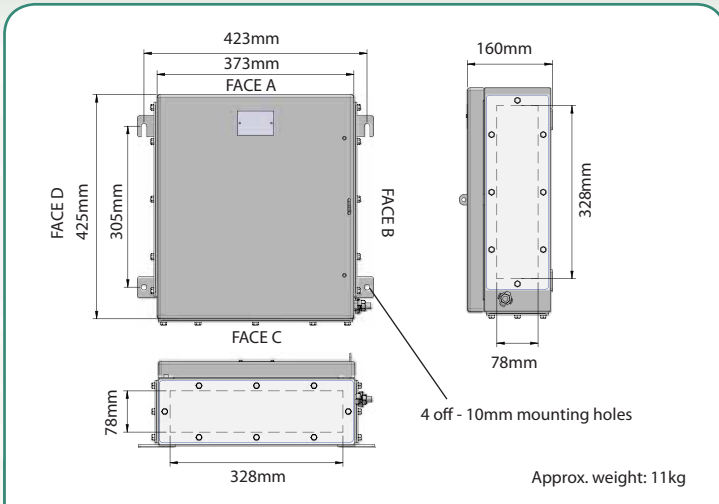


# Enclosure Type: Size 4 (S4) Stainless Steel

Increased Safety Exe Dual Certified ATEX / IECEx

## S Series Enclosures



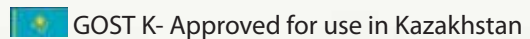
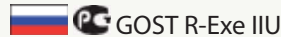

### MAXIMUM QUANTITY OF ENTRIES PER FACE

Thread Size	M16	M20 / O	M20 / A	M25	M32	M40	M50
Faces B, C & D Qty.	26 #	18	18	11	6	5	4 *

# Serrated Washers / Locknuts with large outside diameters may foul on adjacent glands.  
\* Serrated Washers / Locknuts must not foul on aperture wall.

### Technical Data

- Increased Safety Ex II 2 GD Exe II ExtD.
- Size 4 (S4) Certificate No's: Baseefa08ATEX0208X and IECEx BAS 08.0065X.
- Z Size 4 (ZS4) Certificate No's: Baseefa08ATEX0207U and IECEx BAS 08.0064U.
- Suitable for use in Zone 1, Zone 2, Zone 21 and Zone 22.
- Construction and Test Standards: IEC/EN 60079-0, IEC/EN 60079-7, IEC/EN 61241-0 and IEC/EN 61241-1.
- Ingress Protection: IP66 to IEC/EN 60529.
- Deluge Protection to DTS01.
- Operating Temperature Range: -60°C to +80°C.
- Temperature Class and Ambient: T6 40°C, optional T5 with ambients up to 65°C.
- Size 4 (S4) Assembly Instruction Sheet: AI 266.
- Z Size 4 (ZS4) Assembly Instruction Sheet: AI 267.
- 210mm deep option available.
- Alternative certification options available:



For full technical specification, see Page 32

### TERMINAL CAPACITY

Terminal Type	Conductor Size (mm <sup>2</sup> )		Max. Volts	Max. Physical Terminal Content		Reduced Terminal Content at Max. Terminal Amps	
	Min.	Max.		Terminal Qty.	Amps	Terminal Qty.	Amps
WDU 2.5	0.5	2.5	550	189	5	22	17
WDU 4	0.5	4	690	141	8	20	22
WDU 6	0.5	6	550	108	11	17	29
WDU 10	1.5	10	550	84	16	14	40
WDU 16	1.5	16	690	72	22	13	53
WDU 35	2.5	35	690	54	36	9	87
WDU 50	6	50	690	42	49	13	88
WDU 70N	10	70	690	30	67	7	134
WDU <b>70</b> / 95	16	70	690	11	94	6	134
WDU <b>70</b> / <b>95</b>	16	95	690	11	104	8	134
WDU <b>120</b> / 150	35	120	690	9	144	7	162
WDU <b>120</b> / <b>150</b>	35	150	690	9	153	7	162
WFF 35	2.5	35	1100	11	76	11	76
WFF 70	2.5	70	1100	9	116	9	116
WFF 120	6	120	1100	7	162	7	162

Notes: For Junction Box Wattage Factor and Combined Terminal Resistance, see Pages 43 & 44  
The box is supplied with an integral internal / external earth stud assembly.  
The terminals listed are restricted to a minimum operating temperature of -50°C.